




HAZELNUT FARMING:

CHOOSE YOUR OWN ADVENTURE



SPOTLIGHT ON HAZELNUTS

INSTRUCTIONS



- Click [HERE](#) to go to the next slide.
- Once there, read through the scenario and then discuss (if with a partner), which next step you choose.
- Then, click on the green button which has your choice. *Make sure that when you are clicking on a green button that the white hand is present, otherwise you will just click to the next slide and not the one linked to the button.*
- Have fun!



In 2015 the BC Hazelnut industry had been almost completely devastated by the Eastern Filbert Blight. Farmers had to decide and evaluate what they would do, now that their diseased hazelnut trees would have to be removed and disposed of. Some BC hazelnut farmers found out that in Oregon they were raising hazelnut trees resistant to the Eastern Filbert Blight. Farmers imported the disease resistant trees to BC.

What do you decide to do?

Sell your farm and start a new career

Plant new trees and stay a farmer



You can't get the right price for your farm so it's back to hazelnut farming!


Wahoo! You are going to be a great hazelnut farmer.



This is exciting! You have decided to stay a hazelnut farmer and you get right to work planting your new Eastern Filbert blight resistant hazelnut trees. It is going to be a few years before they start producing enough nuts to sell. What will you do to support your family in the meantime?

You decide not to plant as many hazelnut trees this time around and you start growing blueberries as well.

You decide to add a fall pumpkin patch and open your farm to agritourism.





YOUR NEW DIVERSIFIED FARMING ENDEAVOR

Start up costs can be very high, there are greater learning curves and more management is involved, but adding another crop to your land can be very helpful if it is a bad year for one of the things you are growing. Now that your blueberries are growing, and your hazelnut trees have been growing for a few years, what are your next steps?

Watching YouTube videos
about hazelnut farming
harvesting

Preparing for harvest



AGRITOURISM

Agritourism is a great way to make some extra income while also teaching the public about agriculture. Visitors will come to your farm to buy pumpkins and squash and take photos in your hazelnut orchard. Way to keep your farm going!

Your hazelnut trees will start producing next year, so what are your next steps?

Watching YouTube videos about hazelnut farming harvesting

Preparing for harvest



YouTube *can* be helpful, but you're probably better off getting involved with the BC Hazelnut Grower's Association and then getting to work...



PREPARING FOR HARVEST

Regular maintenance including pruning and levelling the rows will be ongoing throughout your tree's lifetime. As you approach harvest you will need to prepare by cutting the grass really short, filling in any holes in the orchard floor, and purchasing harvesting equipment or hiring someone to harvest the nuts for you. Once they are harvested you can take them to be processed and sold or sell them at your farm gate in the shell. Which do you choose?

Sell them at your farm gate in the shell to local customers.

Sell them to a nut processor and have them washed, shelled and marketed for you.



FARM GATE SALES



You have great success selling at your farm as people love coming to see where their hazelnuts are grown and the fresh taste cannot be beat! You breathe a sigh of relief now that your trees are producing and you are finally selling hazelnuts! The next thing to think about is something all hazelnut farmers worry about...

New hazelnut pests

New tree diseases

HAZELNUT PROCESSING PLANT

Bringing your hazelnuts to the processing plant and having them market and sell them for you is easy. You don't have to worry about selling them yourself, it is all done for you. Some nuts are cracked and sold whole or turned into value-added products like protein powder, candied nuts, or hazelnut butter. Some nuts are saved in the shell for the Christmas season, as that is when the most in the shell nuts are sold. You can now spend your time thinking about something all hazelnut farmers worry about...



New hazelnut pests

New tree diseases

NEW HAZELNUT PESTS AND DISEASES

Farmers always have something to think about, and hazelnut farmers are no exception. The threat of pests and disease in a world where people and plants move from place to place easily, means that there is lots of opportunity to spread.

What are some practical things you can do as a hazelnut farmer to keep your trees and farm safe?

- Only buy certified disease resistant nursery stock trees from a reputable nursery or producer
- Observe your orchard carefully for signs of pests and disease

Do not ever let anyone
onto your farm



It's going to get lonely on your farm! Hopefully you can come up with some ways to keep your trees safe AND have people visit. HINT: there are some ways below!


- Only buy certified disease resistant nursery stock trees from a reputable nursery or producer
- Observe your orchard carefully for signs of pests and disease

Yum!- Hazelnuts are always
a delicious choice!



Wow! Way to go, you really are managing your orchard well. It has been a busy 5 years, and your trees are only going to produce more and more. The BC hazelnut industry continues to grow and you get to be part of it. Now to decide– what hazelnut treat should you enjoy while you put your feet up?

Roast Chicken with
potatoes, beans and
hazelnuts!



Chocolate Hazelnut
Torte!