

SPRING & SUMMER AG-ACTIVITY PACK

GRADE 2-7



BC
Agriculture
in the Classroom
Foundation
bcaitc.ca

Celebrate 30 Years with Us!

FLOWER AND BUG MARBLE MAGNET FUN

CREATE YOUR OWN FARM MAGNETS!


WHAT YOU NEED

- Small pictures (see below)
- White glue
- Flat glass marbles – 1" (25 mm) recommended
- Small round magnets with adhesive backing – 1" (25 mm) recommended




HOW TO MAKE

- Choose an image below (or find fun images from magazines, newspapers, wrapping paper, etc.). Place a glass marble that is about the same size as your image over the image. Trace around the marble and then cut out your picture.
- Apply a thin layer of white glue to the back of your marble (the flat side). Place the marble onto the picture and press down. Don't worry if it looks blurry, the glue will clear up. Set the marble aside to dry (about 1 hour).
- Peel the adhesive on the magnet and attach the magnet to the flat side of the marble.
- Hang your beautiful creation on your fridge!



BC GROWN FOOD WORD SEARCH

FIND BC GROWN FOOD WORDS!



Created with TheTeachersCorner.net Word Search Maker

B Q B C P J J R Y I F P L U M C R D P S
I V A Z Z E Y X N N Q C W Z M D N E Y G
O G G E R Z A I S Q A E M P W T A R V D
P R O P J I A R V B E O T M U S I P F M
B P L O Q R P U B T O C I R P A S H P W
N O I T G P N A L R L C K O D B M X E F
I U L A Z A G A H V T E Z Z H F I I O G
K M O T S E M S A Q Y I X T X E F V S J
P Y C O T H U B X H B L U E B E R R Y I
M N C K R M C U F Z N C A R R O T B O B
U R O R A S P B E R R Y S P F E L P P A
P O R P W Z Y W C H T N B E W I X H X R
B C B V B V R B P D A E V A Y E W Z R J
T E D S E E R R E H W K O C S Q H I Y A
F Z E Y R R E B N A R C B H Q W S C K V
O I A F R G H I E Z Y I N E V P I L R F
Q X L P Y I C N C M E H T J A W F T R S
Q E F P Q U O U M M N C Y W V N Y M U S
F T B E O L Y Y R S O D A N O I N O I H
J J Y B M T A O G Y H B E E T Y N S C H

APPLE
BEEF
BROCCOLI
CHERRY
CRANBERRY
FISH
HERB
MUSHROOM
PEAR
POTATO
STRAWBERRY

APRICOT
BEET
CABBAGE
CHICKEN
DAIRY
GOAT
HONEY
ONION
PEAS
PUMPKIN
TURKEY

BEAN
BLUEBERRY
CARROT
CORN
EGG
GRAIN
KIWIFRUIT
PEACH
PLUM
RASPBERRY




AG Pictionary

WHAT YOU NEED

- Blank paper, chalkboard, or dry erase board
- Pencils or dry erase markers
- 1-minute timer
- Spring Agriculture slips (below) printed, and cut)
- Jar

HOW TO MAKE

- Divide into 2 or more teams of 2 or more players.
- Set the scoring goal (for example first team to 10).
- Get your drawing supplies and timer in place.
- Pick a team to go first. Choose the first player on the team to draw a slip from the jar.
- Set the timer to 1-minute.
- Start the round. The player must then draw the word on the slip on the blank paper or dry erase board. Teammates must then work together in order to guess what the sketcher is drawing.
- Score points. Once a team guesses the word correctly within 1 minute, they receive 1 point. If they don't guess correctly, they receive 0 points for the round.
- Rotate teams until the scoring goal is met.



sun	horse	farm	insect
rain	farmer	seeds	soil
crops	vegetables	fruit	tractor
barn	field	herbs	shovel
rooster	greenhouse	bees	hoe
fence	water	chicken	tulips
hose	seedlings	butterfly	flowers
garden	goat	sheep	cow
eggs	sheep	pig	turkey


PLANT A BUTTERFLY GARDEN



Plant these seeds in the ground in the spring and the garden will be in full bloom in the summer! Watch the butterflies come to the colourful flowers! Follow the directions on each flower seed pack on how to plant!

FLOWER


Nasturtiums



Colour: Red
Watering Needs: Daily
Full Height: Up to 18 inches tall
Light: Full Sun

FLOWER


Bright Lights



Colour: Orange
Watering Needs: Daily
Full Height: Up to 3 feet tall
Light: Full Sun

FLOWER


Zinnias



Colour: Yellow
Watering Needs: Daily
Full Height: Up to 40 inches tall
Light: Full Sun

FLOWER


Green Purslane



Colour: Green
Watering Needs: Daily
Full Height: Up to 4 inches tall
Light: Full Sun to Partial Shade

FLOWER

Lewis Flax




Colour: Blue
Watering Needs: Daily
Full Height: Up to 3 feet tall
Light: Full Sun

FLOWER

Licorice Mint




Colour: Purple
Watering Needs: Daily
Full Height: Up to 4 feet tall
Light: Full Sun



MAZE CRAZE

CAN YOU FIND YOUR WAY THROUGH THE CRAZY CORN MAZE BELOW?



START



EXIT

HOW TO GROW A PLANT

WHAT ARE THE STEPS IN GROWING A PLANT?
REORDER THE STEPS BELOW INTO THE CORRECT ORDER FROM 1 TO 8.



BC RAINBOW FRUIT SALAD

Make a colourful salad with BC grown fruits!


Yields: 4 Servings

INGREDIENTS

1 cup	BC Raspberries	250 ml
1 cup	BC Apricots or Peaches	250 ml
1 cup	BC Pears	250 ml
1 cup	BC Kiwifruit or Green Apples	250 ml
1 cup	BC Blueberries or Blackberries	250 ml
1 cup	BC Vanilla Yogurt	250 ml
4 tbsp	BC Honey	60 ml

DIRECTIONS

1. Combine first 5 ingredients in large bowl and mix. Then transfer to 4 small dessert bowls.
2. Top each serving of fruit salad with $\frac{1}{4}$ cup of BC Vanilla Yogurt.
3. Drizzle 1 tbsp of BC Honey on top of yogurt.
4. Serve and enjoy!



NATURE'S CANDY!

FUN FRUIT FACTS

- Red fruits help keep your heart fit.
- Orange fruits help keep your eyes healthy.
- Yellow fruits help your immune system.
- Green fruits help to make your bones and teeth strong.
- Blue and purple fruits help keep your memory strong.

BC BBQ CHICKEN PITA PIZZA

This easy BC grown lunch can be made in less than 20 minutes!

Yields: 4 Servings

INGREDIENTS

4	Whole Wheat Pita Breads	4
1 cup	BBQ sauce	250ml
2 cups	BC Chicken, cooked and shredded	500 ml
4 tbsp	BC Red Onions, chopped in $\frac{1}{4}$ " ($\frac{1}{2}$ cm) pieces	60 ml
2 cups	BC Mozzarella Cheese	500 ml
4 tbsp	BC Basil and/or BC Mint, finely chopped	60 ml

DIRECTIONS


1. Preheat oven to 425 F (220 C). Place pitas on ungreased baking sheet.
2. Spoon $\frac{1}{4}$ cup (60 ml) of the BBQ sauce on each pita bread and spread to the corners.
3. Top each pita with $\frac{1}{2}$ cup (125 ml) of the BC Chicken and 1 tbsp (15 ml) of the BC Red Onion.
4. Top each pita with $\frac{1}{2}$ cup (125 ml) of BC Mozzarella Cheese.
5. Place baking sheet on top rack of oven. Bake for 9-11 minutes or until cheese is melted. Top with chopped BC Basil and/or BC Mint.
6. Cool on baking rack for 5 minutes and enjoy.



MAKING THIS AGAIN TONIGHT!

WEATHER AND FARMING

How do farmers know what the weather will be like for their farm? They look at the Old Farmer's Almanac (as well as online guides)! The book is a source for weather forecasts, gardening tips, and sunrise and sunset times. Since 1818, farmers throughout BC and North America have used the book to tell them what weather will be like! Check it out!



WHAT FARMERS DO EACH SEASON

FARMERS ARE BUSY ALL YEAR LONG! HERE'S WHAT THEY WORK ON EACH SEASON.



WINTER

- Repair equipment
- Research and study their field
- Plan for the next year

SPRING

- Clean up from the winter
- Till fields
- Fertilize fields
- Plant spring crops
- Water plants
- Tend to animals



SUMMER

- Plant summer crops
- Weed crops
- Water plants
- Tend to animals
- Visit fairs and competition



FALL

- Harvest crops
- Tend to animals
- Visit agriculture fairs and competitions

FARM ANIMALS QUIZ

TAKE THIS FUN QUIZ! (HINT - YOU CAN FIND THE ANSWERS ON GROW BC AT WWW.BCAITC.CA)

1. Do chickens chew their food?
A) Yes
B) No
2. Are "Hog" and "swine" other names of a pig?
A) True
B) False
3. The largest beef cattle ranch in Canada is located in British Columbia.
A) True
B) False
4. "Foals", "fillies", "mares", "colts", and "stallions" are all types of horses.
A) True
B) False
5. What is the maximum height that ostriches can grow to?
A) 2.5 metres
B) 3.5 metres
C) 4.5 metres
D) 5.5 metres
6. Female turkeys are called "hens" and male turkeys are called "toms".
A) True
B) False
7. How many compartments do sheep have to their stomach?
A) 1
B) 2
C) 3
D) 4


ANSWER KEY
1b, 2a, 3a, 4a, 5a, 6a, 7d

? ?
AG RIDDLES! ?
?


**"WHAT IS SAID TO BE LIKE A GOAT
AND SOUNDS LIKE SLEEP?"
A SHEEP!**

**"WHAT IS SAID TO BE LIKE A TULIP
AND SOUNDS LIKE FLOUR?"
A FLOWER!**

**"WHAT IS SAID TO BE LIKE A SALAD
AND SOUNDS LIKE LET US?"
LETTUCE!**




FUN AGRICULTURE BOOKS TO READ




MY FOOD, YOUR FOOD
BY LISA BULLARD
Grades: K-3




GWENDOLYN'S PET GARDEN
BY ANNE RENAUD
Grades: K-3



HOW MANY SEEDS IN A PUMPKIN?
BY MARGARET MCNAMARA
Grades: K-3



KIDS WHO GROW THEIR OWN FOOD: FACTS, NOTES AND HELPFUL HINTS
BY ANN ALMA
Grades: 2-7



BERRY MAGIC
BY TERI SLOAT AND BETTY HUFFMON
Grades: 1-4



OWL DIARIES: TRIP TO THE PUMPKIN FARM
BY REBECCA ELLIOTT
Grades: 2-5



EXPLORING THE WORLD OF BEES
BY TRACY C. READ
Grades: 3-7



HOW DO APPLES GROW?
BY BETSY MAESTRO
Grades: K-3



RANDOM ACTS OF KINDNESS GARDEN ROCKS

PAINT ROCKS AND PLACE THEM IN YOUR HOME OR SCHOOL GARDEN!

WHAT YOU NEED

- Flat smooth rocks
- Waterproof paint
- Paint brushes

HOW TO MAKE

- Pick flat smooth rocks.
- Wash rocks to remove dirt
- Paint fun designs on the rocks – like animals, flowers, bugs, and birds. You can even include fun phrases like “be kind”, “hope”, “love”, “you rock” – anything that makes people happy”
- Place in garden for people to find as a surprise!



AGRICULTURE JOBS WORD SCRAMBLE

UNSCRAMBLE THE WORDS BELOW TO DISCOVER AGRICULTURE JOBS!



WORD BANK

Florist • Rancher • Drone Operator • Veterinarian • Truck Driver • Teacher • Mechanic • Biologist
• Land Surveyor • Horticulturist • Greenhouse Worker • Food Stylist • Food Scientist • Dietician •
Food Photographer • Farm Hand • Environmental Engineer • Chef • Agronomist • Farmer

1. IRNTSAMOGO

2. IOIBGTOSL

3. EFCH

4. EITDAIINC

5. DNERO OPTEORAR

6. VINOELANNTMER GNREEIEN

7. MAFR DHAN

8. AEMRRF

9. TLOSFIR

10. OFOD GEAPHRROTHOP

11. FODO NSIEITCST

12. ODFO TSLISYT

13. ERNHSUEOEG ROKREW

14. RTURCTSUHOILIT

15. DLAN UESYRROV

16. CENHACIM

17. AHRCRNE

18. REETCHA

19. UKCRT IERDRV

20. NRIENAAIEVTR

Created on TheTeachersCorner.net Scramble Maker

KEY: 1. Agronomist 2. Biologist 3. Chef 4. Dietician 5. Drone Operator 6. Environmental Engineer 7. Farm Hand 8. Farmer 9. Food Photographer 10. Food Scientist 11. Food Stylist 12. Food Scientist 13. Greenhouse Worker 14. Horticulturist 15. Land Surveyor 16. Mechanic 17. Rancher 18. Teacher 19. Truck Driver 20. Veterinarian

CAPTION TIME

PUT YOUR OWN WORDS TO THESE PHOTOS!



15 AG JOKES

1. Why did the pig take a bath? The farmer said "hogwash"!
2. What is a sheep's favorite game to play? Baaaa-dminton.
3. Why were the baby strawberries crying? Their mom and dad were in a jam.
4. What kinds of pigs know karate? Pork chops.
5. What do you get when you pamper a cow? Spoiled milk.
6. What did the mommy cow say to the baby cow? It's pasture bedtime!
7. What kind of key has no lock? A turkey.
8. Why did the farmer's son study law? Because he wanted to go into a different field!
9. What did one beet say to the other on Valentine's Day? You make my heart beet fast!
10. What runs around a farm but doesn't move? A fence.
11. What has ears but can't hear a thing? Corn.
12. What did the baby corn say to the mama corn? Where's popcorn?
13. Why did the lettuce win the race? Because it was ahead!
14. What do you call a horse that lives next door? A neigh-bour!
15. Why did the farmer feed his hogs sugar and vinegar? He wanted sweet and sour pork!

LET'S COLOUR!

