



# Lesson 1

## Agriculture in BC

Background Presentation  
and Script

# Agriculture in BC



# BC Agricultural Snapshot (2001)

---

- 20,290 farms % of Canada
- 2.6 million hectares of farmland 3.8%
- \$2.3 billion – farm gate 6.0%
- \$6.6 billion into the provincial economy



# BC Agricultural Snapshot (2001)


---

- Only province with an increase in both the number of farms and amount of farmland 1976 to 2001
- 60% of domestic food needs – farms / fishery





# BC Agriculture In All Parts of the Province



# Highlights:

## BC's Contribution to National Production

---

<u>Commodity</u>	<u>BC Share of Canada's Gross Farm Receipts</u>	<u>National Ranking</u>
Sweet Cherries	81%	1
Greenhouse Peppers	68%	1
Raspberries	61%	1
Blueberries	40%	1
Ginseng	42%	2
Cranberries	34%	2
Nursery	32%	2
Grapes	31%	2
Mushrooms	28%	2
Greenhouse Tomatoes	28%	2
Floriculture	22%	2
Apples	21%	2









# B.C. Agriculture



Diversity





**\* Over 200  
Commodities  
Produced**





$\frac{3}{4}$  of B.C. is over 1,000 metres

Only 1.1% of B.C.'s land base is  
prime agricultural land





**Mountains**

**Valley Bottoms**

